

# Tristel Fuse™ for Stella

**Tristel Fuse for Stella is a single-use disinfectant solution designed specifically for use in Stella for the high-level disinfection of non-lumened and single lumened semi-critical medical devices.**

Tristel Fuse for Stella incorporates two separate compartments that contain 50ml Tristel Base solution (citric acid) and 50ml Tristel Activator solution (sodium chlorite). When mixed upon bursting the sachet, Tristel's proprietary chlorine dioxide chemistry is generated for dilution into five litres of water.



## COMPATIBLE

Tristel Fuse for Stella has been tested and confirmed to be compatible with medical device manufacturers, including\*:

- BK Medical
- Canon Medical Systems
- Carestream
- FUJIFILM Healthcare
- Karl Storz
- Laborie
- Philips
- Samsung Healthcare

\*Material compatibility refers to certain instruments/models.

## EFFECTIVE


Tristel Fuse for Stella is sporicidal, mycobactericidal, virucidal, fungicidal and bactericidal with a contact time of five minutes. Tristel Fuse for Stella is effective against microorganisms of concern such as:

- *Bacillus spp.*
- *Mycobacteria spp.*
- *Candida albicans*
- *Aspergillus brasiliensis*
- Adenovirus
- Poliovirus
- Norovirus
- Bovine coronavirus
- *Pseudomonas aeruginosa*
- *Staphylococcus aureus*
- Vancomycin-resistant *Enterococcus faecium*

## How to use Tristel Fuse for Stella

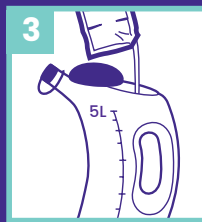


1 Fold the sachet in half and squeeze one side to burst contents through the centre seal. Contents will start to turn yellow. Allow 30 seconds mixing time.



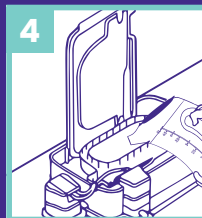
2 Tear or cut off a corner of the sachet.

*Note: Be careful when opening the packet so that you do not spill the concentrate.*



3 Pour contents into five litres of ambient water.

*Note: Do not use hot water.*



4 Add the prepared Tristel Fuse for Stella solution to the inner compartment of the base when prompted by Stella IQ and follow further instructions on the screen.



5 The cycle time for high-level disinfection is five minutes. At the end of the cycle, Stella performs an automatic emptying.

Please refer to Stella's detailed user manual as well as additional wall charts and guides.

**Tristel™**

**UK Manufacture:** Tristel Solutions Limited, Unit 18, Lynx Business Park, Fordham Road, Snailwell, Cambridgeshire, CB8 7NW, UK  
T +44 (0) 1838 721500 - E mail@tristel.com - W www.tristel.com

**Hong Kong:** Tristel Asia Limited, 21st Floor, 188 Electric Road, Hong Kong  
T +852 2895 6988 - F +852 2869 4388 - E customerservicehk@tristel.com

**Singapore:** Tristel Pte Ltd, 2 Venture Drive, Vision Exchange #14-04, Singapore 608526  
T +65 6518 9918 - E mail-sg@tristel.com

**New Zealand:** Tristel New Zealand Limited, 23 Birch Avenue, Judea, Tauranga  
T +64 (0)7 5771560 - F +64 (0)7 5771567 - E mail-nz@tristel.com

**Australia:** Tristel Pty Ltd, 44/328 Reserve Road, Cheltenham, VIC 3192  
T 1300 680 898 - F +61 (0)3 9533 6193 - E mail-au@tristel.com

For Tristel patent information please visit: <http://www.our-patents.info/tristel>  
Copyright © Tristel Solutions - Mkt-Fac-1286 - 01/MAY/2024 - V4