


# Tristel Trio™

## Wipes System

A complete solution for high-level disinfection of non-lumened invasive medical devices.

FOR GI MANOMETRY CATHETERS



Refer to the User Guide for full instructions.

### Notes:

- Always follow hospital protocols and device manufacturers' instructions.
- Disinfect hands and wear appropriate PPE when handling disinfectants and medical devices.
- An initial pre-clean should be performed immediately after medical device use as per hospital protocol.
- Take care not to rub or bend the instrument and pay particular attention to edges, ridges, indentations and areas where different materials connect.
- Prepare for the decontamination process by taking one of each Wipe and the Activator Foam from the box.
- Do not use past the expiry date. For the expiry date and LOT number please see the surface of the carton.
- Do not use if the Wipe sachet is damaged, or the Wipe is discoloured, damaged or dry.
- Use more Wipes if required to ensure the instrument is visibly clean.
- Keep the Wipe sachets to complete the Tristel Traceability book at the end of the decontamination procedure.
- Discard the used Wipe and gloves in accordance with local regulations.
- For professional use only.

### STEP 1: CLEANING



Remove the Pre-Clean Wipe from its sachet and unfold it in the palm of your hand.

Wipe the catheter to remove all visible soil.

Discard the used Wipe and gloves in accordance with local regulations.

Disinfect your hands and put on new gloves.

### STEP 2a + 2b: ACTIVATING



Remove the Sporicidal Wipe from its sachet and unfold it in the palm of your hand.


Take the Activator Foam bottle and apply two doses of foam onto the Sporicidal Wipe.

Fold the Sporicidal Wipe in on itself and scrunch together **15 seconds** to generate chlorine dioxide.

Ensure that the Wipe is completely covered in Foam.

Use the activated Wipe immediately.

### STEP 2: HIGH-LEVEL DISINFECTING



Wipe the surface of the catheter in one movement to cover it with foam, ensuring all areas come into contact with the Wipe.

Discard the used Wipe in accordance with local regulations. Observe a minimum contact time of **30 seconds**.

### STEP 3: RINSING




Remove the Rinse Wipe from its sachet and unfold it in the palm of your hand.

Wipe the catheter to remove excess foam.

Discard the used Wipe in accordance with local regulations.

### STEP 4: TRACEABILITY



Refer to the used Wipe sachets and Activator Foam bottle to complete the Tristel Quality Audit Trail Record Book.