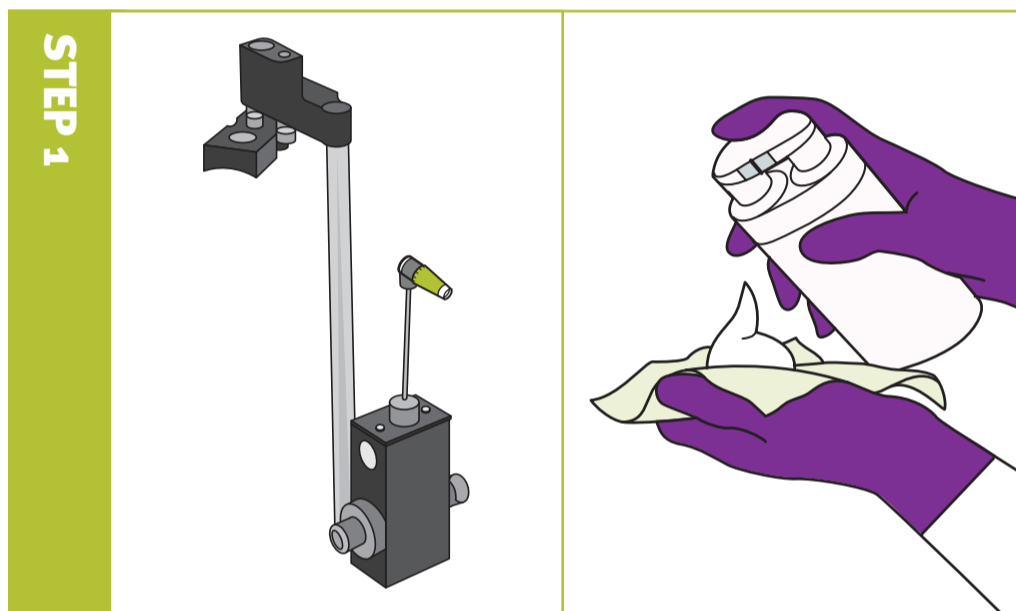


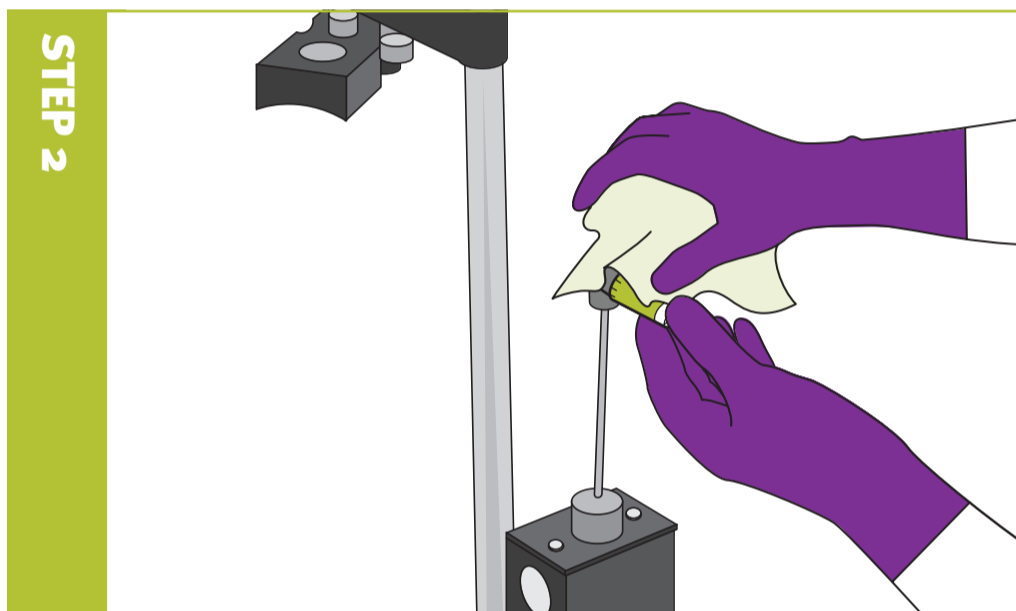
Notes:

- Do not use if the bottle is damaged.
- Disinfect hands and wear appropriate Personal Protective Equipment (PPE) when handling disinfectants and medical devices.
- If Tristel Duo OPH is used for the first time, depress the pump two to four times to prime it.
- If the surface is visibly soiled, follow the hospital protocol for cleaning instructions.
- For professional use.
- This wall chart should be used in conjunction with the instructions for use (IFU), product label, Safety Data Sheet (SDS) and device manufacturer's instructions.



STEP 1


Leaving the Tonometer prism connected to the Slit Lamp, dispense two aliquots of Tristel Duo onto a dry wipe (Duo Wipes are recommended), or directly onto the prism.



STEP 2


Use the wipe to spread the foam over the surface of the lens and ensure all areas are covered. Continuous wiping of the surface is not necessary and should be avoided to prevent shedding of the wipe.

Note: Discard the used wipe in accordance with local regulations. Do not macerate. Do not re-use.



STEP 3

Leave the surface to dry to ensure a minimum contact time of **two minutes**.



STEP 4

Rinse the Tonometer Prism with a Sterile Water Wipe.

Note: Store the medical device in accordance with hospital protocols to prevent damage or recontamination.