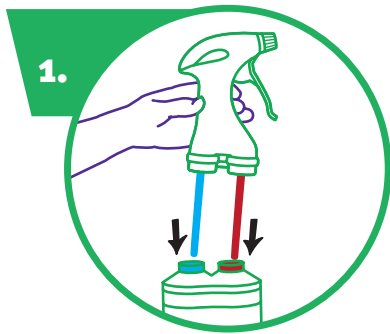
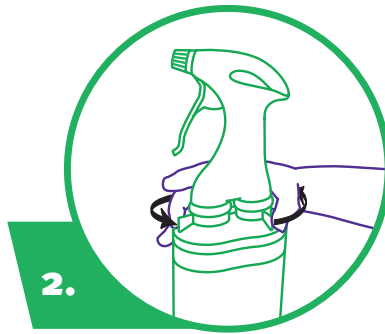


# Tristel Jet™ FOAM


## SPORICIDAL FOAM



1. To assemble Jet, take a trigger head and following the red and blue indicators on the bottle label, insert the tubes into the respective bottle necks.



2. Fasten the levers anti-clockwise on each side of the trigger head to secure.

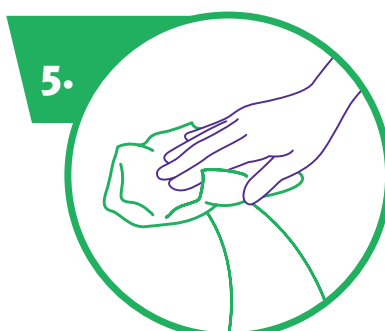


3. Jet is ready for use.

**Note:** Reuse the trigger head with another Jet bottle. Unfasten the levers clockwise to remove the trigger head and follow assembly instructions above. Rinse components before reusing.



4. Apply two doses onto a dry wipe.



5. Wipe to wet surface.



6. Ensure all areas remain wet for the two-minute contact time. Leave to air dry.

### NOTES:

- These Instructions for Use (IFU) should be used in conjunction with the product label, Safety Data Sheet (SDS) and device manufacturer's instructions.
- Disinfect hands and wear appropriate Personal Protective Equipment (PPE) when handling disinfectants and medical devices.
- Do not use if product is damaged.
- Do not use on materials such as brass or copper.
- For professional use only.
- Dispose of empty container and used wipes in accordance with local health regulations. Do not reuse the empty container. Do not reuse wipes.
- If using Jet regularly, surfaces may need to be rinsed to remove any residue build up.
- Do not use on invasive medical devices or surgical equipment.



Refer to the User Guide for full instructions.