


stellaTM

Medical device decontamination
made simple



ABOUT STELLA

WHAT IS STELLA?

Stella combines the simplicity of manual soaking with the sophistication of a fully automated washer disinfectant. It is designed specifically for the high-level disinfection of invasive and non-invasive, heat-sensitive, single-lumened and non-lumened medical devices. This includes cystoscopes, hysteroscopes, bronchoscopes, intubation endoscopes, nasendoscopes, transoesophageal echocardiography (TOE/TEE) probes, non-invasive ultrasound probes, transvaginal and transrectal ultrasound probes, manometry catheters, and laryngoscopes.

THINGS TO LIKE ABOUT STELLA

- 1 Disinfection made simple:** burst a sachet, pour its contents into water, and add it to Stella.
- 2 Peace of mind:** let smart technology guide you through controlled, effective, and validated decontamination cycles.
- 3 User-friendly:** decontaminate your medical devices at the point of use.
- 4 Free up funds:** Stella requires minimal capital investment compared to fully automated washer disinfectants.
- 5 Fast device turnaround:** perform a high-level disinfection cycle in only 5 minutes to operate with fewer medical devices, reduce waiting times, and see more patients.
- 6 Compatible:** use a solution that has been approved by worldwide manufacturers.

ONE SYSTEM THREE OPTIONS

Stella enables you to high-level disinfect (HLD) at least 5 medical devices per hour. This minimises the time between device use, disinfection and storage.

STELLA A


For non-lumened medical devices. 5 minute cycle time.

STELLA B

For single lumened and non-lumened medical devices. 5 minute cycle time.

STELLA C

Includes cleaning for single lumened and non-lumened medical devices, 10 minute cycle time.



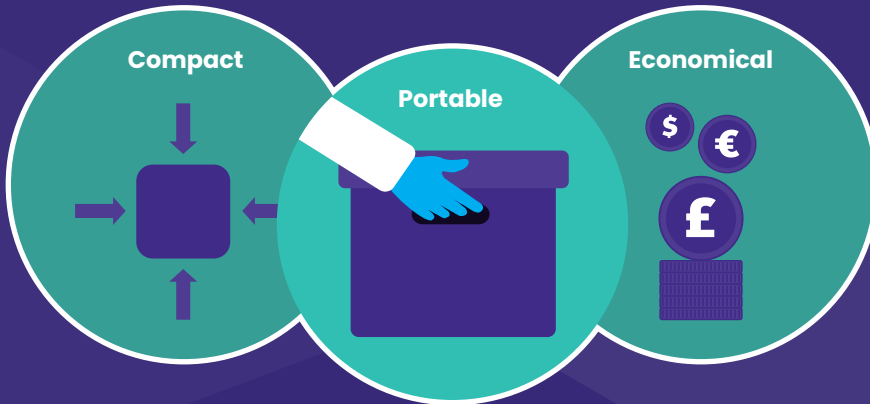
Stella allows you to spend less time on the decontamination process, operate with fewer medical devices, see more patients, and reduce waiting times. You can free up resources and shorten your waiting lists, with the added benefit of saving money on unnecessary capital equipment investment.

TRACEABILITY AND DIGITAL RECORDS

When a cycle has been completed successfully, a digital validation code and QR code will be displayed on the Stella IQ screen. This code can be recorded in the Stella Quality Audit Trail Record book for paper-based traceability or scanned by 3T for digital traceability.



FEATURES



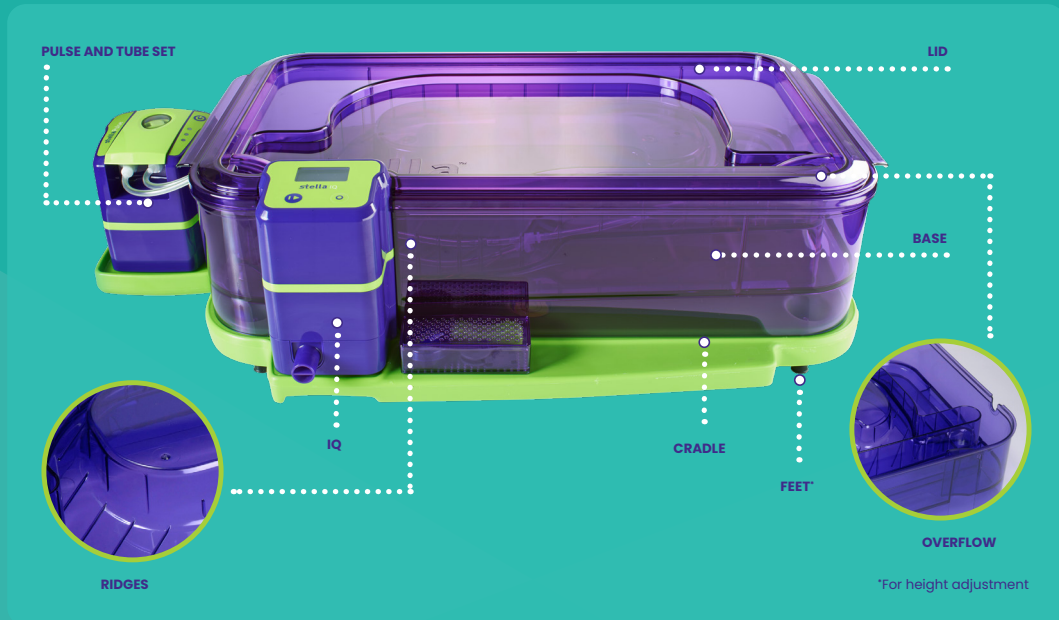
Stella is ideal for facilities where space is limited, and where funds to invest in expensive equipment are unavailable. Thanks to its compact size and light weight, Stella can easily be transported and set up at point of care. Your time is not wasted transporting medical devices around the facility or to the central sterilisation services department. All you need is a surface area such as a bench or a trolley and a sink.

STELLA A	STELLA B	STELLA C
70cm x 46cm x 23cm*	82cm x 46cm x 23cm*	82cm x 46cm x 23cm*

*Heights may vary when using adjustable feet.

Stella IQ and Pulse are battery powered and can perform between 60 and 80 cycles before requiring charging. You can make considerable savings on energy and water costs when compared to a fully automated washer disinfectant.

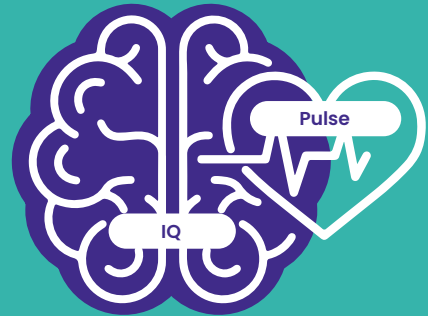
SMART DESIGN



The Stella Base and Lid have been purposefully designed to ensure that your medical device is completely immersed in solution, ensuring full coverage. The shape of the Lid matches that of the inner compartment of the Base. When placing the Lid onto the Base, excess solution will overflow into the dedicated outer compartment of the Base and is drained automatically. The inner compartment of the Stella Base is designed to accommodate medical devices. Ridges on the bottom of the Base elevate the medical device ensuring all surfaces can come into contact with solution.

SMART TECHNOLOGY

IQ and Pulse are the brain and the heart of Stella, working together via Bluetooth to provide controlled, effective, and validated decontamination cycles. IQ guides you through each step via a digital display for efficient and error-free decontamination cycles of single-lumened medical devices. Pulse pumps the disinfectant solution through the lumen of your medical device, leaving no surface untreated.



3



4



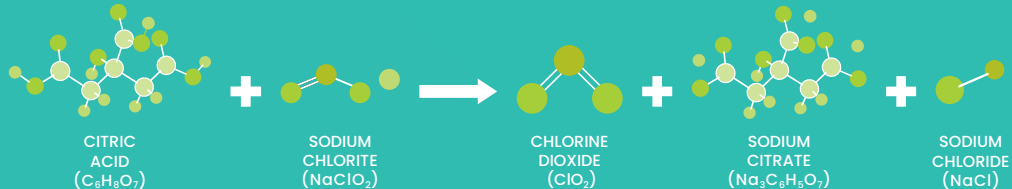
5

- 1 Prompts you to place your medical device and to pour the Tristel chemistry into Stella.
- 2 Verifies that Tristel Fuse for Stella has been added.
- 3 Verifies that your medical device is correctly attached to Pulse, and detects any obstruction or detachment during the cycle.
- 4 Initiates a 5 minute contact time countdown and drains the chemistry automatically upon cycle completion.
- 5 Irrigates the device lumen to ensure thorough disinfection whilst monitoring and adjusting the pressure of the solution to protect your medical device.
- 6 Generates a unique validation code at the end of each successful cycle, so that a downloadable record can be kept for traceability purposes.

THE POWER OF ClO₂

TRISTEL'S CHLORINE DIOXIDE (ClO₂) CHEMISTRY

Tristel Fuse for Stella is a high-level disinfectant solution designed specifically for use in Stella. It is based on a proprietary ClO₂ formulation which is used and trusted around the world. Tristel Fuse for Stella incorporates two separate compartments that contain the Tristel Base and Activator solutions. When mixed by bursting the sachet, chlorine dioxide is generated. Tristel ClO₂ is a powerful biocide with proven efficacy against a broad spectrum of microorganisms such as bacteria, viruses, protozoa, yeasts, mycobacteria, and spores.



THE IMPORTANCE OF CLEANING

A disinfection cycle is only effective when the medical device has undergone cleaning. Tristel Clean for Stella is a non-enzymatic detergent, that can be used either manually or automatically with Stella. It solubilises organic substances and proteins quickly and effectively. When using Tristel Clean for Stella, no intermediate rinsing is required when using Tristel Fuse for Stella for high-level disinfection.

DID YOU KNOW?

Tristel ClO₂ chemistry is included in multiple guidelines for the reprocessing of semi-critical medical devices.

HOW TO USE STELLA



1 Turn on Stella IQ.



2 If using Stella B or C, turn on Stella Pulse.



3 Place your medical device in the Base.



4 Add 5L of working solution into the Base.



5 Close the Lid and allow Stella to complete the cycle.



6 Record your unique validation code for traceability.

Refer to the Stella IFU and Quick Guide Wall Charts for full instructions.

KEY: ● Stella A ● Stella B ● Stella C

To make things even simpler, rinsing is not required when using Tristel Fuse for Stella. The disinfectant does not leave harmful residues on your medical device, therefore the post-disinfection rinsing step is not required. Say goodbye to sterile water and avoid any risks related to contaminated water.

DID YOU KNOW?

Stella is a trusted technology that was developed in 2008. It has become the go-to high-level disinfection system in more than 27 countries.

TRISTEL FUSE FOR STELLA

THINGS TO LIKE ABOUT TRISTEL FUSE FOR STELLA

Tristel Fuse for Stella is easy to prepare and use. Simply burst a sachet, pour its contents into 5L of water, and add to the Stella Base.

Due to its short contact time, Tristel Fuse for Stella saves time.

It is proven effective in 5 minutes against *Bacillus subtilis*, *Clostridium sporogenes*, *Mycobacterium terrae* (TB), Adenovirus, Poliovirus, *Klebsiella pneumoniae*, Murine norovirus, Vancomycin-resistant *Enterococcus faecium*, and *Pseudomonas aeruginosa*.

- **No errors:** one concentration, one contact time.
- **No microbiological resistance:** microorganisms cannot build resistance to Tristel ClO₂.
- **No hazardous by-products:** the activated solution is not hazardous at point of use according to the CLP regulation.



MEDICAL DEVICE COMPATIBILITY

Tristel Fuse for Stella has been tested and confirmed to be compatible with the devices of worldwide manufacturers, including BK Medical, Canon Medical Systems, Carestream, FUJIFILM Healthcare, Karl Storz, Laborie, Philips and Samsung Healthcare.

For a complete record of Tristel Fuse for Stella's device compatibility, please visit www.tristel.com.

Tristel™

We have chemistry

Hong Kong: Tristel Asia Limited

T +852 2895 6968

E customerservicehk@tristel.com

Malaysia: Tristel Malaysia Sdn. Bhd.

T +60 37 931 7791

E mail-my@tristel.com

Singapore: Tristel Pte Ltd

T +65 6518 9918

E mail-sg@tristel.com

W www.tristel.com/asia-en/

For Tristel patent information please visit: <http://www.our-patents.info/tristel>