

Tristel™

TRISTEL DUO ULT

The **only** high-level
disinfectant proven
effective against
HPV Types 16 & 18
in 30 seconds.



CONTENTS

About Tristel DUO ULT	04
We Have Chemistry	05
Why High Level Disinfect?	06
Exceptional Efficacy	07
Protect Your Patients: Obstetrics and Gynaecology	09
Protect Your Patients in <i>In-Vitro</i> Fertilisation	10
Protect Your Patients Against Priority Pathogens – AMR	11
Protect Your Patients Against Priority Pathogens – Biofilms	12
Compatibility	13
3T Digital Traceability & Training	14
How To Order	15

Document controls



Use the document controls located at the top of the pages to help you navigate through this brochure.

➤ In 2023 over 2.6 million ultrasound procedures were performed using Tristel DUO ULT.



Tristel DUO ULT provides high-level disinfection for endocavity ultrasound probes and skin surface transducers. Proven to be sporicidal, mycobactericidal, virucidal, fungicidal, yeasticidal and bactericidal in only 30 seconds, Tristel DUO ULT offers quick, effective and mobile protection against even the most difficult to eliminate microorganisms.

Complete

Ultrasound decontamination process

Compatible

With devices from major manufacturers

Compliant


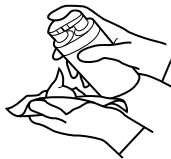



With BMUS guidelines when used with 3T



Manufactured in
Cambridgeshire, UK

How does it work?

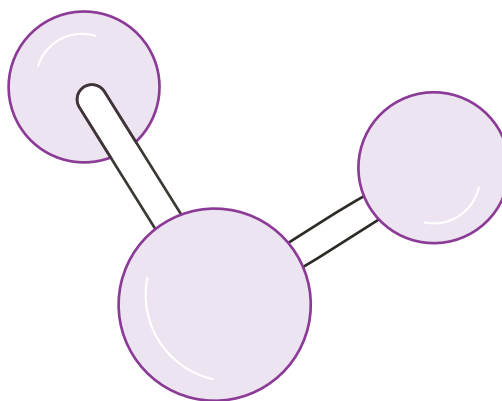
Tristel DUO ULT can be used with Tristel CLEAN, Tristel DUO WIPES and 3T to provide you with a full ultrasound decontamination process.

CLEAN	HIGH-LEVEL DISINFECT			TRACE
				
Use Tristel CLEAN with a Tristel DUO WIPE to clean your device.	Dispense Tristel DUO ULT onto a Tristel DUO WIPE.	Wipe your device.	Observe the contact time, no rinsing required.	Track your decontamination cycles with 3T.



Refer to user guide for full instructions.

WE HAVE CHEMISTRY



Tristel Chlorine Dioxide

Tristel's proprietary chlorine dioxide (ClO_2) chemistry is trusted globally in healthcare settings for its fast-acting, easy-to-use and effective disinfection across diverse medical fields.

ClO_2 kills pathogens through electron exchange, stealing electrons from the microorganism's structures. Due to this reaction mechanism microorganisms cannot develop resistance.

Tristel's chemistry is designed to work with innovative delivery systems to facilitate simple, but effective point of use disinfection, ensuring exceptional efficacy. Tristel's proprietary chlorine dioxide chemistry has a broad spectrum of biocidal efficacy and is proven effective against bacteria and bacterial spores, mycobacteria, enveloped and non-enveloped viruses, fungi and yeast.



Broad Spectrum



Fast Acting



Ease of Use



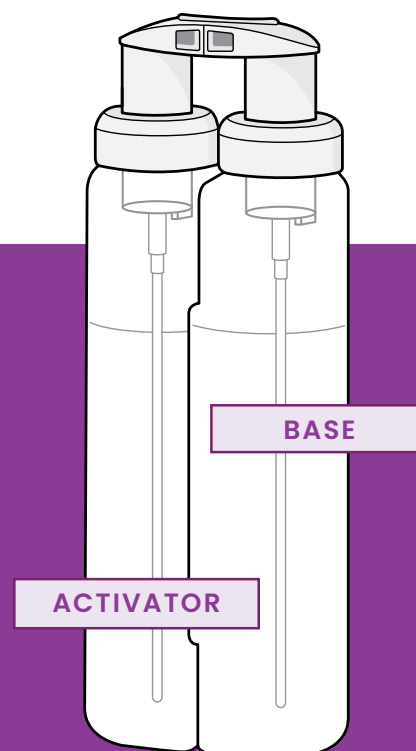
Cleaning Properties



Prevents Antimicrobial Resistance (AMR)

› **Tristel DUO**
ULT is free from
alcohol and
Quaternary
Ammonium
Compounds
(QAC)

Tristel DUO ULT is simple: It has two separate compartments that contain 125ml of Tristel Base Solution (citric acid) and 125ml of Tristel Activator Solution (sodium chlorite). When the pump is pressed, the two solutions combine and chlorine dioxide chemistry is generated as a foam, ready to disinfect.



WHY HIGH-LEVEL DISINFECT?


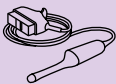


The Spaulding Classification

Decontamination of medical devices is critical when it comes to preventing hospital acquired infections (HAIs), but why should you high level disinfect endocavity ultrasound probes and skin surface transducers?

The Spaulding Classification determines the appropriate level of disinfection (critical, semi-critical and non-critical) for medical devices, depending on the degree of risk of infection when used.¹

The classification system does not account for instances where non-critical devices come into contact with blood from non-intact skin, or mucous membranes. Such exposure would require reclassification of the device, at a minimum, to semi-critical and ultimately require at a minimum, high-level disinfection.

Examples of this are: ultrasound vascular access procedures (for central line or IV placement), biopsies, or assessments where there is compromised skin/an open wound present.

CATEGORY	DEVICE APPLICATION		REQUIRED LEVEL OF DISINFECTION
CRITICAL	Contact with the bloodstream or sterile tissues.	 <p>Surgical instruments, e.g. scalpels, tweezers, scissors, kidney dishes and clamps.</p>	Sterilisation Eliminates all forms of microbial life.
SEMI-CRITICAL	Contact with mucous membranes or non-intact skin.	 <p>Endoscopes and endocavity ultrasound probes.</p>	High-Level Disinfection Destroys all vegetative microorganisms, mycobacteria, enveloped and non-enveloped viruses, fungal spores and some bacterial spores.
NON-CRITICAL	Contact with intact skin.	 <p>Abdominal ultrasound probes.</p>	Intermediate-Level Disinfection Destroys mycobacteria, most viruses, most fungi and bacteria.
		 <p>Stethoscopes and blood pressure cuffs.</p>	Low-Level Disinfection Destroys most bacteria, some viruses and some fungi.

Please note Tristel DUO ULT is a high-level disinfectant and is only suitable for the disinfection of semi-critical and non-critical devices.

EXCEPTIONAL EFFICACY

Effective in 30 seconds



Tristel DUO ULT is a high-level disinfectant, proven effective against a wide range of hard-to-kill microorganisms in **only 30 seconds**. All Tristel products are extensively tested according to relevant European tests such as those specified within the EN 14885.

STANDARD	ORGANISM TYPE	ORGANISM	TEST CONDITIONS
EN 17846	Bacterial Spores	<i>Clostridioides difficile</i>	Clean
			Dirty
EN 17126	Bacterial Spores	<i>Bacillus subtilis</i>	Clean
			Dirty
		<i>Bacillus cereus</i>	Clean
			Dirty
		<i>Clostridioides difficile</i>	Clean
			Dirty
EN 14348	Mycobacteria	<i>Mycobacterium terrae</i>	Clean
			Dirty
		<i>Mycobacterium avium</i>	Clean
			Dirty
EN 14476	Viruses	Poliovirus	Clean
			Dirty
		Adenovirus	Clean
			Dirty
		Murine Norovirus	Clean
			Dirty
EN 13624	Fungi	<i>Aspergillus brasiliensis</i>	Clean
			Dirty
	Yeasts	<i>Candida albicans</i>	Clean
			Dirty

According to the acceptance criteria of the European standard: Bacterial spores, mycobacteria, fungi, yeast and viruses: $\geq 4 \log_{10}$ reduction. Bacteria: $\geq 5 \log_{10}$ reduction. Additional requirement for 4-field tests: F2-F4 $< 50 \text{ cfu/cm}^2$



EXCEPTIONAL EFFICACY, CONTINUED

STANDARD	ORGANISM TYPE	ORGANISM	TEST CONDITIONS
EN 16615	Yeasts	<i>Candida albicans</i>	Clean
			Dirty
	Bacteria	<i>Staphylococcus aureus</i>	Clean
			Dirty
		<i>Pseudomonas aeruginosa</i>	Clean
			Dirty
EN 13727	Bacteria	<i>Staphylococcus aureus</i>	Clean
			Dirty
		<i>Pseudomonas aeruginosa</i>	Clean
			Dirty
		<i>Enterococcus hirae</i>	Clean
			Dirty

According to the acceptance criteria of the European standard: Bacterial spores, mycobacteria, fungi, yeast and viruses: $\geq 4 \log_{10}$ reduction. Bacteria: $\geq 5 \log_{10}$ reduction. Additional requirement for 4-field tests: F2-F4 $< 50 \text{ cfu/cm}^2$



PROTECT YOUR PATIENTS

Obstetrics and Gynaecology

Research conducted by Meyers et al., (2020) demonstrates Tristel DUO ULT is effective against infectious **HPV types 16 and 18**, on a transvaginal ultrasound probe in 30 seconds.

Tristel DUO ULT has also been extensively tested and proven to be vital in the prevention of infections within gynaecology and obstetrics. **It's effective in 30 seconds against:**

Virus



Human Papillomavirus (HPV) Type 16 and 18

HPV Types 16 and 18 cause approximately **70%** cases of cervical cancer.^{2,3,4}

Bacteria



Gardnerella vaginalis (bacterial vaginosis (BV))

BV is prevalent in **23–29%** of women of reproductive age.⁷

Fungi/Yeast



Candida albicans

Candida albicans is responsible for **70%** global fungal infections, with a mortality rate of close to **40%** for invasive infections.⁵

Virus



Human Immunodeficiency Virus (HIV)

In 2023, an estimated **630,000** people died from HIV-related causes and estimated **1.3 million** acquired HIV.⁸

Bacteria



Neisseria gonorrhoeae (gonorrhoea)

There are an estimated **82 million** new cases of gonorrhoea per year.⁶

PROTECT YOUR PATIENTS

In *In-Vitro* Fertilisation

With an average of four transvaginal ultrasound scans per IVF treatment course⁹, you need to be confident in your high-level disinfectant. Tristel DUO ULT is an ideal disinfectant for use in in vitro fertilisation (IVF) settings.



The Mouse Embryo Assay (MEA) evaluates the potential toxicity of the disinfectant by assessing its impact on embryo development.



The Sperm Motility Assay (SMA) determines the effect of the disinfectant on sperm motility and viability over time.

These tests ensure that exposure does not negatively impact sperm function, compromise viability, or hinder normal embryo growth.

Tristel DUO ULT has been specifically tested, and results confirm that the disinfectant is non-toxic to embryos and sperm in assisted reproduction settings.



PROTECT YOUR PATIENTS

Against Priority Pathogens

Antimicrobial Resistance

Antimicrobial resistance (AMR) is a critical global healthcare challenge, as microorganisms continue to evolve, rendering treatments for common infections less effective. This leads to increased healthcare costs, prolonged patient recovery times, and higher mortality rates.

Based on estimates across 204 countries and territories, new forecasts from the Global Research on Antimicrobial Resistance (GRAM) Project suggest that bacterial antimicrobial resistance (AMR) will cause **39 million deaths between 2025 and 2050 – which equates to three deaths every minute.**¹⁰

Tristel DUO ULT has been specifically tested against pathogens with known antibiotic resistance mechanisms, helping to prevent the spread of antimicrobial resistant organisms.

ClO₂ kills pathogens through electron exchange, stealing electrons from the microorganism's structures. Due to this reaction mechanism microorganisms cannot develop resistance.

Tristel DUO ULT effectively eliminates:



***Clostridioides
difficile***



**Methicillin-resistant
*Staphylococcus
aureus* (MRSA)**



**Carbapenem-resistant
Enterobacteriaceae (CRE)
*Klebsiella pneumoniae***



**Multidrug-resistant
*Acinetobacter
baumannii* (MDRAB)**



**Extended Spectrum
Beta-Lactamase
Klebsiella pneumoniae (ESBL)**



**Vancomycin-resistant
Enterococci (VRE)
*Enterococcus faecium***


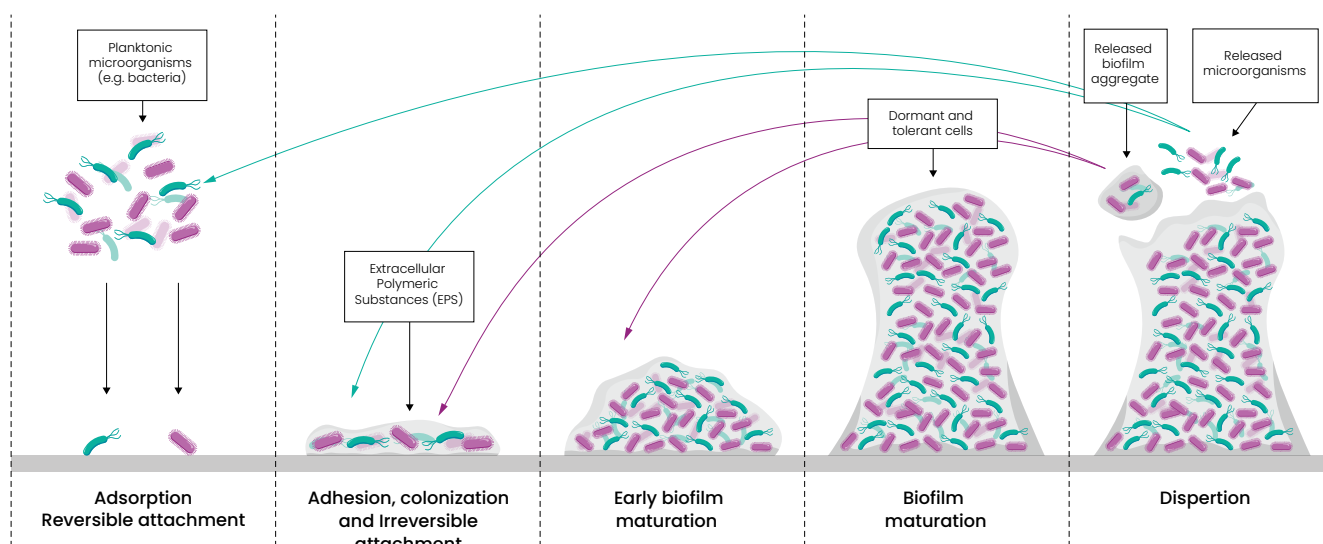
PROTECT YOUR PATIENTS

Against Priority Pathogens

Biofilms

Biofilms are a significant issue in hospitals, they can provide a protective environment for microorganisms, allowing them to survive in harsh conditions, including exposure to disinfectants and antibiotics. These complex communities of microorganisms adhere to surfaces such as medical devices and general surfaces, making the microorganisms particularly difficult to eliminate.

Bacteria living in a biofilm exhibit a 10 to 1,000-fold increase in resistance to antibiotics compared to their planktonic counterparts.¹¹



Biofilms can lead to persistent infections, increased resistance to treatments and a heightened risk of cross-contamination. Their presence on medical equipment, environmental surfaces and within environments such as water systems can also contribute to hospital-acquired infections (HAIs), posing a serious risk to patient safety.

It's estimated that around 65–80% of Hospital Acquired Infections are linked to biofilms.^{12,13}

Tristel DUO ULT has been specifically tested for its efficacy against both wet and dry biofilms, ensuring your product is effective in these environments.

COMPATIBILITY

With Major Manufacturers

Tristel DUO ULT has been tested and proven to be compatible with the instruments of major manufacturers, including:

- Alpinion
- BD (Bard Access)
- BK Medical
- Butterfly Network
- Canon Medical Systems
- Carestream
- Esaote
- Exact Imaging
- FUJIFILM Healthcare
- FUJIFILM SonoSite
- GE Healthcare
- KOELIS
- Healcerion
- MCube
- Mindray
- MobileODT
- NIPRO CANADA
- Philips
- Quantel Medical
- Samsung Healthcare
- Siemens Healthineers
- Sonoscape
- Supersonic Imagine
- Verathon





DIGITAL TRACEABILITY & TRAINING

Say goodbye to paper-based traceability



Complete

Cloud-based traceability and training platform



Compatible

With Tristel DUO ULT



Compliant

Be compliant with guidelines by recording your decontamination procedures with 3T

Tristel DUO ULT is fully compatible with 3T, Tristel's cloud-based compliance platform, created to guide you through the decontamination process and provide you with greater visibility on your infection control procedures.

Recording your Tristel DUO ULT decontamination processes through 3T ensures you are fully compliant with BMUS guidelines.

Other features of 3T include:

- Product training and certifications
- Secure administration portal
- User-friendly and accessible dashboards
- Localisation and scan features



HOW TO ORDER

Tristel DUO ULT

High-level disinfectant foam

Tristel CLEAN

Triple enzymatic medical device cleaning foam

Tristel DUO WIPES

Soft, durable, low-linting wipes



Ordering information:

Tristel DUO ULT
Product Code: TSL022601

Tristel CLEAN
Product Code: TSL023301

Tristel DUO WIPES
Product Code: TSL031601

Tristel DUO ULT is classified as a Class IIb Medical Device according to UKCA and EU MDR.

Tristel CLEAN and Tristel DUO WIPES are classified as a Class I Medical Device according to UKCA and EU MDR.

REFERENCES

1. CDC Infection Control (2008). A Rational Approach to Disinfection and Sterilization. [online] CDC Infection Control. Available at: <https://www.cdc.gov/infection-control/hcp/disinfection-sterilization/rational-approach.html#toc>
2. Burd, E.M. (2003). Human Papillomavirus and Cervical Cancer. Clinical Microbiology Reviews, [online] 16(1), pp.1–17. doi: <https://doi.org/10.1128/cmr.16.1.1-17.2003>.
3. World Health Organization (2024a). Cervical Cancer. [online] World Health Organization. Available at: <https://www.who.int/news-room/fact-sheets/detail/cervical-cancer>.
4. NHS Inform (2023). Cervical cancer symptoms and treatments. [online] www.nhsinform.scot/illnesses-and-conditions/cancer/cancer-types-in-adults/cervical-cancer/.
5. Talapko, J., Juzbašić, M., Matijević, T., Pustijanac, E., Bekić, S., Kotris, I. and Škrlec, I. (2021). Candida albicans—The Virulence Factors and Clinical Manifestations of Infection. Journal of Fungi, 7(2), p.79. doi:<https://doi.org/10.3390/jof7020079>.
6. World Health Organization (2024). Sexually Transmitted Infections (STIs). [online] World Health Organization. Available at: [https://www.who.int/news-room/fact-sheets/detail/sexually-transmitted-infections-\(stis\)](https://www.who.int/news-room/fact-sheets/detail/sexually-transmitted-infections-(stis)).
7. World Health Organization (2023). Bacterial vaginosis. [online] [www.who.int](https://www.who.int/news-room/fact-sheets/detail/bacterial-vaginosis). Available at: <https://www.who.int/news-room/fact-sheets/detail/bacterial-vaginosis>.
8. World Health Organization (2024b). HIV and AIDS. [online] World Health Organization. Available at: <https://www.who.int/news-room/fact-sheets/detail/hiv-aids>.
9. Robertson, I., Chmiel, F.P. and Cheong, Y. (2020). Streamlining follicular monitoring during controlled ovarian stimulation: a data-driven approach to efficient IVF care in the new era of social distancing. Human Reproduction. doi:<https://doi.org/10.1093/humrep/deaa251>.
10. Naghavi, M., Vollset, S.E., Ikuta, K.S., Swetschinski, L.R., Gray, A.P., Wool, E.E., Robles Aguilar, G., Mestrovic, T., Smith, G., Han, C., Hsu, R.L., Chalek, J., Araki, D.T., Chung, E., Raggi, C., Gershberg Hayoon, A., Davis Weaver, N., Lindstedt, P.A., Smith, A.E. and Altay, U. (2024). Global Burden of Bacterial Antimicrobial Resistance 1990–2021: a Systematic Analysis with Forecasts to 2050. The Lancet, [online] 404(10459). doi:[https://doi.org/10.1016/s0140-6736\(24\)01867-1](https://doi.org/10.1016/s0140-6736(24)01867-1).
11. Romeo, T. and Springerlink (Online Service) (2008). Bacterial Biofilms. Berlin, Heidelberg: Springer Berlin Heidelberg.
12. Ledwoch, K., Dancer, S.J., Otter, J.A., Kerr, K., Roposte, D., Rushton, L., Weiser, R., Mahenthiralingam, E., Muir, D.D. and Maillard, J.-Y. (2018). Beware biofilm! Dry biofilms containing bacterial pathogens on multiple healthcare surfaces; a multi-centre study. Journal of Hospital Infection, 100(3), pp.e47–e56. doi:<https://doi.org/10.1016/j.jhin.2018.06.028>.
13. Maillard, J.-Y. and Centeleghe, I. (2023). How biofilm changes our understanding of cleaning and disinfection. Antimicrobial Resistance and Infection Control, [online] 12(1), p.95. doi:<https://doi.org/10.1186/s13756-023-01290-4>.

Hong Kong: Tristel Asia Ltd
Email: customerservicehk@tristel.com
Telephone: +852 2895 6968

Malaysia: Tristel Malaysia Sdn. Bhd.
Email: mail-my@tristel.com
Telephone: +60 37 931 7791

India: Tristel India Pvt Ltd
Email: mail-india@tristel.com
Telephone: +91 80417 19452

Singapore: Tristel Pte Ltd
Email: mail-sg@tristel.com
Telephone: +65 6518 9918



Join
us on
LinkedIn



Scan for
full efficacy
data