


Crystal

CRY-SPORE™

A two-part activated solution for environmental
and surface disinfection



A two-part solution for environmental and surface disinfection

Based on Tristel's proprietary chlorine dioxide chemistry, Crystel Cry-Spore is designed specifically for the disinfection of walls and floors; and is suitable for use on surfaces found within the pharmaceutical production facilities.



WHY USE CRYSTEL CRY-SPORE?

PRODUCT ANALYSIS

Product tests conducted: Shelf life testing, COD - Chemical Oxygen Demand, Nitrogen/ Phosphorous content

Certification: Certificate of Analysis with each batch, Sterility Validation

EFFECTIVE

Microbiological testing in independent and UKAS-accredited laboratories has confirmed the efficacy of Crystel Cry-Spore against organisms such as *Bacillus subtilis*, Adenovirus, *Aspergillus brasiliensis*, *Candida albicans*, *Escherichia coli* and *Pseudomonas aeruginosa*.

FAST

Crystel Cry-Spore disinfectants are effective in short contact times. Efficacy is achieved at one consistent concentration and within the natural drying time of the surface.

COMPATIBLE

Chlorine dioxide has been tested for compatibility with numerous materials including:

- Stainless Steel (316)
- PEEK
- Polypropylene
- PVDF
- Elastomeric PTFE
- Fluorocarbon
- Glass
- Polyurethane

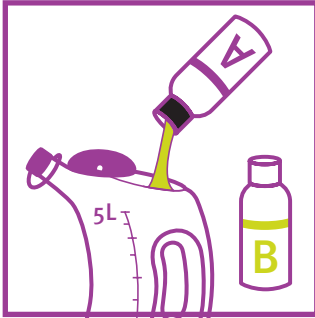
INNOVATIVE

Crystel Cry-Spore incorporates two separate compartments that contain Tristel Base (citric acid) and Tristel Activator (sodium chlorite) solutions. When mixed, Tristel's proprietary chlorine dioxide chemistry is generated.

Crystel

CRY-SPORE™

HOW TO USE CRYSTEL CRY-SPORE CONCENTRATE




STEP 1

Add 100ml Activator to 4.8l of water, then immediately add the 100ml contents of Base.



STEP 2

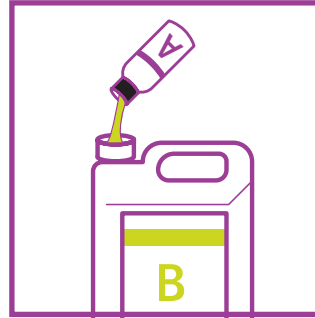
Leave 10 minutes to activate prior to use.



STEP 3

Use a cloth or mop to apply the solution to disinfect the surface. Leave to dry naturally.

HOW TO USE CRYSTEL CRY-SPORE RTU



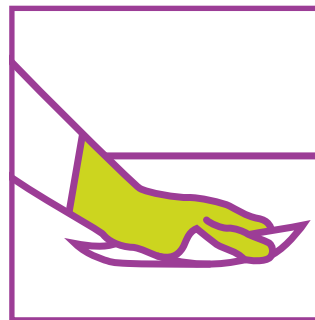
STEP 1

Add Activator to 4.9ml contents of Base.



STEP 2

Leave 10 minutes to activate prior to use.



STEP 3

Use a cloth or mop to apply the solution to disinfect the surface. Leave to dry naturally.

PRODUCT OPTIONS



CRYSTEL CRY-SPORE

25 x 100ml Activator
25 x 100ml Base
CR119



CRYSTEL CRY-SPORE

2 x 100ml Activator
2 x 4.9l RTU Base
CR120

Each Cry-Spore product comes with its own technical file, Certificate of Analysis, Certificates of Sterility and Certificates of Irradiation.

Tristel

Created by: Tristel Solutions Limited, Lynx Business Park, Cambs, UK, CB8 7NY
T +44 (0) 1638 721500 - E mail@tristel.com - W www.tristel.com

For Tristel patent information please visit: <http://www.our-patents.info/tristel>

Copyright © Tristel Solutions
Mkt-Bro-460-1
March 2018

Tristel™
WE HAVE CHEMISTRY.